


High Capacity Off Center Single Point Load Cell



FEATURES

- Capacities: 750, 1000, and 2000kg
- Fully sealed for water resistance
- Side mount construction
- Anodized aluminum alloy
- OIML C3 approval
- Platform size: 48" x 48" / 120cm x 120cm

OPTIONAL FEATURE

- FM approval available

DESCRIPTION

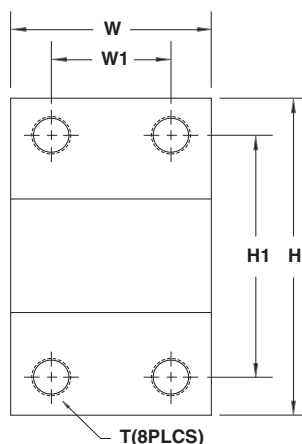
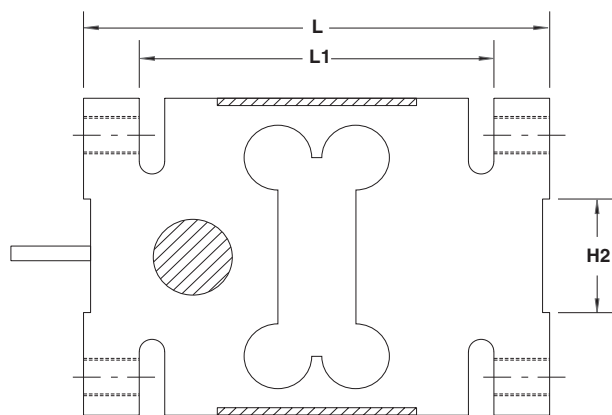
HOC is a single-point load cell of side mount construction designed for platform scales, and hanging scales. It is a cost-effective load cell for scales of simple construction.

HOC is constructed of anodized aluminum, and is environmentally sealed up to IP66 providing excellent protection against moisture and humidity.

APPLICATIONS

- Platform scales (single load cell)
- Packaging machines
- Dosing / filling
- Belt scales / conveyor scales

OUTLINE DIMENSIONS



All Capacity
Cable Length: 10/3.1m
Platform Size: 48" x 48" / 120cm x 120cm

Wiring diagram

+ Excitation	Red
- Excitation	Black
+ Signal	Green
- Signal	White

CAPACITY (kg)		L	L1	W	W1	H	H1	H2	T
750/ 1000/ 2000	mm	176.0	134.5	76.0	46.0	125.0	95.0	45.0	M16 x 2.0
	(inch)	6.93	5.30	2.99	1.81	4.92	3.74	1.77	

SPECIFICATIONS

PARAMETER	VALUE		UNIT
NTEP/OIML Accuracy class	Non-Approved	C3	
Maximum no. of intervals (n)	1000	3000	
$Y = E_{\max}/V_{\min}$	5000	10000	Maximum available
Standard capacities (E_{\max})	750, 1000, 2000		kg
Rated output-R.O.	2.0		mV/V
Rated output tolerance	10		±% of rated output
Zero balance	1		±% of rated output
Non linearity	0.020	0.015	±% of rated output
Hysteresis	0.020	0.015	±% of rated output
Non-repeatability	0.020		±% of rated output
Creep error (20 minutes)	0.030	0.020	±% of rated output
Zero return (20 minutes)	0.030	0.020	±% of rated output
Temperature effect on min. dead load output	0.0026	0.014	±% of rated output/°C
Temperature effect on sensitivity	0.0015	0.008	±% of applied load/°C
Compensated temperature range	-10 to +40		°C
Operating temperature range	-20 to +60		°C
Safe overload	150		% of R.C.
Ultimate overload	200		% of R.C.
Excitation, recommended	10		Vdc or Vac rms
Excitation, maximum	15		Vdc or Vac rms
Input impedance	410±10		Ohms
Output impedance	350±3		Ohms
Insulation resistance	>5000		Mega-Ohms
Construction	Anodized aluminum		
Environmental protection	IP66		

All specifications listed subject to change without notice.

FM Approval

Intrinsically Safe: Class I, II, III; Div. 1 Groups A-G

Non-Incendive: Class I; Div. 2 Groups A-D

VISHAY TRANSDUCERS (VT) SALES OFFICES

VT Americas
City of Industry, CA
PH: +1-626-858-8899
FAX: +1-626-332-3418
vt.us@vishaymg.com

VT Netherlands
Breda
PH: +31-76-548-0700
FAX: +31-76-541-2854
vt.nl@vishaymg.com

VMG UK
Basingstoke
PH: +44-125-646-2131
FAX: +44-125-647-1441
vt.uk@vishaymg.com

VMG Israel
Netanya
PH: +972-9-863-8888
FAX: +972-9-863-8800
vt.il@vishaymg.com

VMG Germany
Heilbronn
PH: +49-7131-3901-260
FAX: +49-7131-3901-2666
vt.de@vishaymg.com

VT China
Tianjin
PH: +86-22-2835-3503
FAX: +86-22-2835-7261
vt.prc@vishaymg.com

VMG France
Chartres
PH: +33-2-37-33-31-20
FAX: +33-2-37-33-31-29
vt.fr@vishaymg.com

VT Taiwan*
Taipei
PH: +886-2-2696-0168
FAX: +886-2-2696-4965
vt.roc@vishaymg.com
*Asia except China



Notice

Specifications of the products displayed herein are subject to change without notice. Vishay Intertechnology, Inc., or anyone on its behalf, assumes no responsibility or liability for any errors or inaccuracies.

Information contained herein is intended to provide a product description only. No license, express or implied, by estoppel or otherwise, to any intellectual property rights is granted by this document. Except as provided in Vishay's terms and conditions of sale for such products, Vishay assumes no liability whatsoever, and disclaims any express or implied warranty, relating to sale and/or use of Vishay products including liability or warranties relating to fitness for a particular purpose, merchantability, or infringement of any patent, copyright, or other intellectual property right.

The products shown herein are not designed for use in medical, life-saving, or life-sustaining applications. Customers using or selling these products for use in such applications do so at their own risk and agree to fully indemnify Vishay for any damages resulting from such improper use or sale.