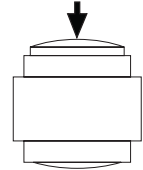
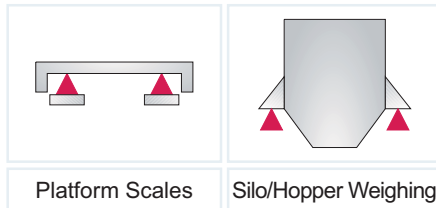


Model **KSR** Compression Load Cell



APPLICATIONS



DESCRIPTION

The KSR is a sealed, single column, compression load cell.

This product is suitable for high capacity platform scales and level control or process weighing in general.

A reliable sealing and mechanical protection of the strain gage area is ensured by the use of stainless steel diaphragms and a housing which are cemented to the measuring element.

FEATURES

- Low profile design
- Sealing: IP66 (EN 60.529)
- Trimmed output ensures easy and accurate parallel connection of multiple load cells
- Specially designed mounting arrangements are available for vessel weighing
- Capacities: **6 → 280 t**

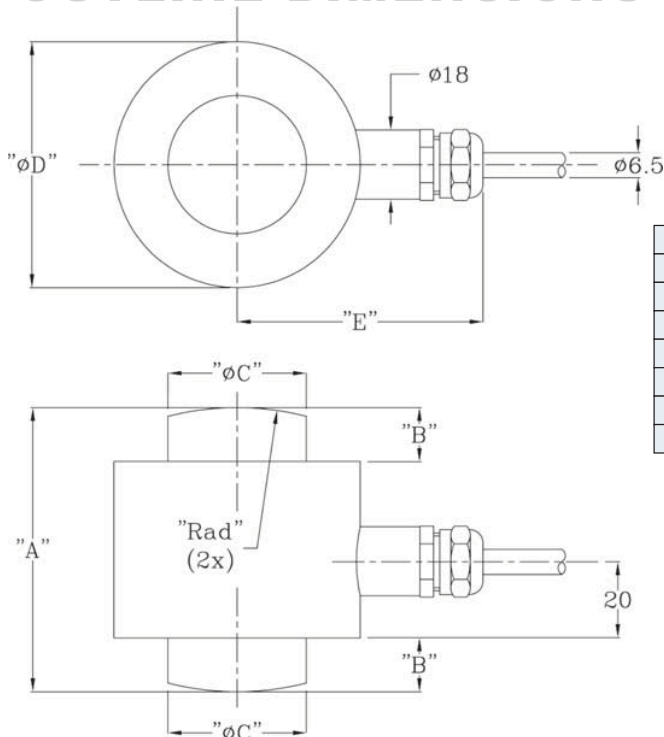
KSR SPECIFICATIONS

PARAMETER	VALUE		UNIT
Standard capacities (E _{max})	6, 13, 28, 60, 130, 280		t
Accuracy class according to type designation	Non-Approved - R1	Non-Approved - R2	
Rated output (=S)	1.5		mV/V
Rated output tolerance	0.008		±mV/V
Zero balance	1.5		±% FSO
Combined error	0.1000	0.2000	±% FSO
Minimum dead load output return *	0.0500	0.0700	±% applied load
Creep error (30 minutes)*	0.0600	0.0800	±% applied load
Creep error (20 - 30 minutes)*	0.0150	0.0200	±% applied load
Temp. effect on min. dead load output	0.0150	0.0200	±% FSO/5°C (°F)
Temp. effect on sensitivity	0.2500	0.2500	±% applied load/5°C (°F)
Minimum dead load	0		%E _{max}
Maximum safe over load	120		%E _{max}
Ultimate over load	300		%E _{max}
Maximum safe side load	10		%E _{max}
Deflection at E _{max}	0.35/ 0.53/ 0.80/ 1.22/ 1.85/ 2.67		mm
Excitation voltage	5 to 12		V
Maximum excitation voltage	15		V
Input resistance	275		Ω
Output resistance	245 ± 0.2		Ω
Insulation resistance	≥ 50		MΩ
Compensated temperature range	-10 to +60		°C
Operating temperature range	-20 to +70		°C
Storage temperature range	-30 to +80		°C
Element material (DIN)	Tool steel		
Finish	Epoxy painting		
Sealing (DIN 40.050 / EN60.529)	IP66		

* Applies for the temperature range -10 to +40 °C

FSO: Full Scale Output

OUTLINE DIMENSIONS



Capacity (t)	6	13	28	60	130	280
A	56	68	74	90	116	170
B	8	12	14	20	26	45
C	16.7	24.5	36.0	52.7	77.5	114
D	45	55	64	90	121	165
E	52.5	57.5	62.0	75.0	90.5	112.5
F	71.5	76.5	81	94	109.5	131.5
Rad	50	66	72	100	125	183

Note: Dimensions in millimeters

Cable specifications:

Cable length: 10m (6t version: 5m)
 Excitation + Red
 Excitation - White
 Output + Black
 Output - Blue
 Shield Transparent / Yellow

Cable screen is not connected to load cell body.

REVERE TRANSDUCERS EUROPE B.V.
 Ramshoorn 7
 Postbus 6909, 4802 HX Breda
 The Netherlands
 Tel: (+31) 76-5480700
 Fax: (+31) 76-5412854
 E-mail: info@revere.nl
 www.revere.nl

Rabbit Control Systems
 Automation & Control Engineering



803, Riqqa Palace Building
 Al-Maktum Ave. opposite Deira Etisalat
 P.O.Box 181802 Dubai, UAE
 Tel: +9714 - 2270081
 Fax: +9714 - 2239962
 E-mail: rcscs@eim.ae
 www.rcs-co.com